



Ceres General Plan Update



Community Visioning Workshop
January 28, 2016

Agenda



1. Welcome and Introduction
2. Project Background and Process
3. Activity #1: Visioning Exercise
4. Report on Activity #1
5. Activity #2: Exploring the Issues
6. Report on Activity #2
7. Wrap-Up



DYETT & BHATIA
Urban and Regional Planners

What is a General Plan?

- “Constitution for local development”
- Long range (20+ years)
- Expresses a vision for the community’s future
- Outlines goals, objectives, and policies to achieve the vision

DYETT & BHATIA
Urban and Regional Planners

Planning Area




Highways, Local Roads, City of Ceres, Arterial, Address, City Sphere of Influence, Major Roads, Rail, General Plan Planning Area.



GENERAL PLAN UPDATE
CITY OF CERES

Elements of a General Plan


State-Required	1997 Ceres General Plan	Proposed
Land Use	Land Use & Community Design	Land Use & Community Design
Circulation	Transportation & Circulation	Transportation & Circulation
Housing	Housing	Housing
Open Space	Agricultural & Natural Resources	Agricultural & Natural Resources
Conservation		
Noise	Health & Safety	Health & Safety
Safety		
	Public Facilities & Services	Public Facilities & Services
	Recreational & Cultural Resources	Recreational & Cultural Resources
	Administration & Implementation	Administration & Implementation
		Economic Development



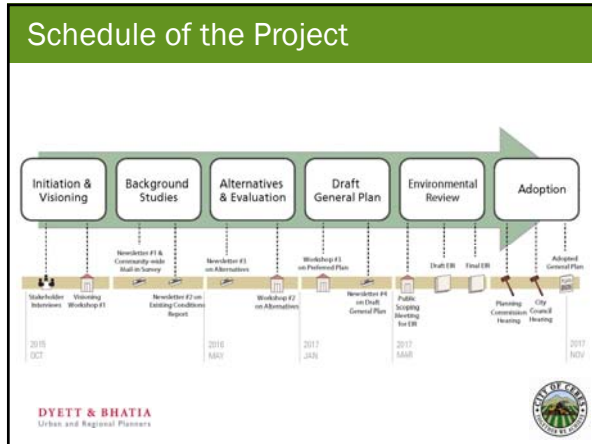
DYETT & BHATIA
Urban and Regional Planners

Project Outcomes

- General Plan
 - Goals, policies, and implementation actions
 - Required and optional elements
- Program-level Environmental Impact Report (EIR)
 - Fully assess and make public the environmental impacts of the General Plan as required by state law
 - “Self-mitigate” impacts through iterative revision of the General Plan



DYETT & BHATIA
Urban and Regional Planners



Tonight: Activity #1

Visioning Exercise

- Imagine a major magazine is doing a cover story on Ceres in 2035. What headline will they write?
- Draw/write the headline
- Discuss your vision with your small group
- Identify themes
- Prepare to report-out

The image shows the cover of 'CALIFORNIA TODAY' magazine, dated June 2008, with 'CERES' as the main feature. The City of Ceres logo is in the bottom right corner.

- ### Ground Rules for Small Groups
- Speak one at a time
 - Listen for understanding
 - Suspend snap judgments
 - Be conscious of time – keep comments concise, avoid repetition
 - Each member of the group is equal, all comments matter
 - Participate!
- The City of Ceres logo is in the bottom right corner.

Report on Activity #1

This slide is blank, intended for participants to report on their visioning exercise. The City of Ceres logo is in the bottom right corner.

- ### Tonight: Activity #2
- #### Explore the Issues
- Discuss your current experience in Ceres relating to:
 - Mobility
 - Health
 - Employment
 - Community & Safety
 - Housing
 - Business
 - Other
 - Identify themes
 - Prepare to report-out
- The City of Ceres logo is in the bottom right corner.

Report on Activity 2

This slide is blank, intended for participants to report on their exploration of issues. The City of Ceres logo is in the bottom right corner.

Upcoming Opportunities to Get Involved

Next: Community-Wide Mail-In Survey, February 2016

CeresGeneralPlanUpdate.com

Check the website for more!

DYETT & BHATIA
Urban and Regional Planners



THANK YOU

DYETT & BHATIA
Urban and Regional Planners

